

CONTOUR

LIGHTWEIGHT AND EFFECTIVE

The top selling half frame dual lens design combined with a high gloss, dark gun metal frame. Rubber nose pads & temple tips provide superior comfort and non-slip fit.



21g



1615501 • Clear



1615502 • Smoke



1615503 • Amber



1615504 • ESP



1615505 • Bronze



1652107 • Polarised










PSSCONT-C10 • CSP

- + HIGH GLOSS, DARK GUN METAL DUAL MATERIAL FRAME**
- + PLATINUM COATING (P)**
- + RUBBER NOSE PADS FOR SUPERIOR COMFORT AND NON-SLIP FIT**
- + HALF FRAME DUAL LENS DESIGN**

bollé
SAFETY

CONTOUR

LIGHTWEIGHT AND EFFECTIVE

MODEL	VERSIONS	PRODUCT CODE	LENS MARKING	FRAME MARKING	COATINGS
CONTOUR	 Clear Lens	1615501	IO	AS/NZS 1337.1.2010	Anti-scratch/Anti-fog /Platinum ^{†P}
	 Smoke Lens	1615502	I3	AS/NZS 1337.1.2010	Anti-scratch/Anti-fog /Platinum ^{†P}
	 Amber Lens	1615503	IO	AS/NZS 1337.1.2010	Anti-scratch/Anti-fog /Platinum ^{†P}
	 CSP	PSSCONT-C10	I1	AS/NZS 1337.1.2010	Anti-scratch/Anti-fog /Platinum ^{†P}
	 ESP	1615504	I1	AS/NZS 1337.1.2010	Anti-fog
	 Bronze Lens	1615505	I3	AS/NZS 1337.1.2010	Anti-scratch/Anti-fog /Platinum ^{†P}
	 POLARIZED	1652107	I3	AS/NZS 1337.1.2010	Anti-scratch

LENS MARKING

- ^{†P}. Platinum is a permanent coating applied on both sides of the lens that gives a high resistance to scratching (1.4 cd / m²) and to the most aggressive chemicals and delays the onset of fogging for two minutes, as per the testing requirements of EN166.
- I. The letter 'I' signifies 'Medium Impact' approval.
- O. The letter 'O' signifies that the product has been approved for the use both outdoors and indoors, and the terminology used by Australian standards is 'outdoor un-tinted'. This marking appears on all clear, amber and contrast lenses.

OCULAR LENS CATEGORY:

- O. Range of luminous transmittance 80-100% (Clear & Amber).
- 1. Range of luminous transmittance 43 -88% (ESP & CSP).
- 3. Range of luminous transmittance 8 -18% (Smoke, Bronze & Grey Polarised).

Others symbols:

 Manufacturer name

TECHNOLOGIES

CSP

This innovating coating is an effective solution for all activities that alternate exposure to bright light and low light, while also being suitable for extreme hot and cold temperature environments. CSP is also combined with the exclusive PLATINUM[®] coating that sustainably combats fogging.

ESP

ESP combines the advantages of clear and tinted lenses in a single model. It reduces glare when passing from a shaded zone to a bright zone and efficiently filters blue light. Offers blue light filtration (57%) / visible light transmission (64%). Is perfect for indoor/outdoor work.

PLATINUM

The exclusive scratch and fog resistant PLATINUM[®] coating guarantees even more safety, reliability and comfort. Washable (water and soap), this permanent coating applied on both sides of the lens makes it highly scratch resistant and effectively delays the appearance of fogging.

LENSES

- 2mm polycarbonate
- 8 base curve
- Platinum[®] coating on both sides of Clear, Smoke, Amber, CSP & Bronze lenses
- Anti-scratch coating on the Grey Polarised lens
- Anti-fog coating on inside ESP lens
- 99.9% UV 385 – Clear
- 99.9% UV 400 – Smoke, Amber, ESP, CSP, Bronze and Polarised lenses

FRAME MARKING

AS/NZS 1337.1:2010 Tested and approved to AS/NZS 1337.1.2010 for medium impact protection. Resists a 6 mm ball at 45 m/s.

CLEANING AND STORAGE

CLEANING: The lenses should be cleaned regularly. Bollé Safety recommends only using the B-clean lens cleaning system.

MAINTENANCE: Pitted, scratched or damaged lenses must be replaced by replacing the complete product. If the frame is damaged also replace the complete product. After each use it is recommended to keep the spectacles or goggles in a microfiber pouch or rigid case.

STORAGE: All products must be stored in a dry and clean environment.

CHARACTERISTICS	
LENSES	PC - 2mm - Curve 8
FRAME	PC
TEMPLES	PC + TPR
STRAP	Applicable
FOAM	Applicable
SPARE LENSES	No



Non-contractual pictures

17/07/2020

Available from



bolle
SAFETY